



TRANE[®]

4TTB3018-SUB-100.00

TAG: _____

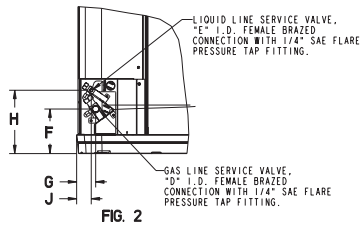
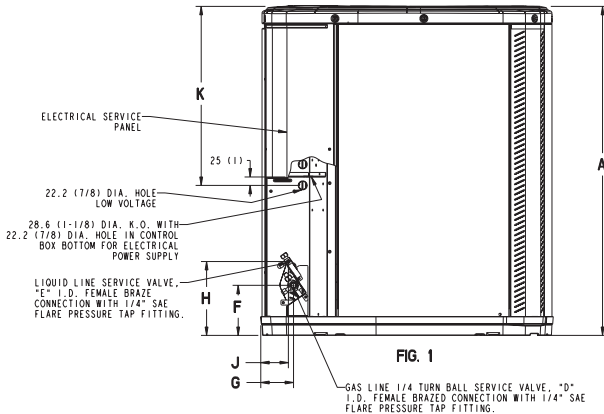
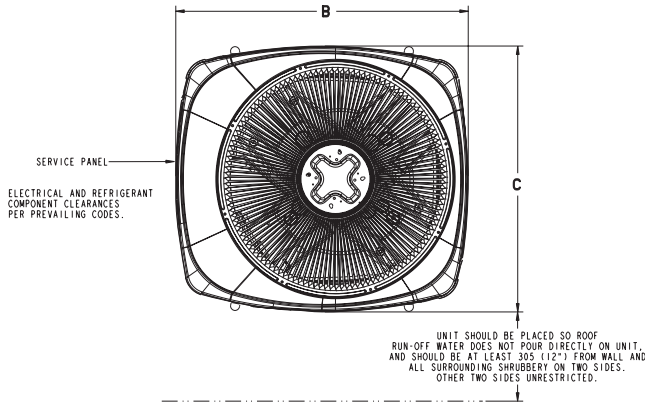
SUBMITTAL

NOTE: All dimensions are in mm/inches.

**1½ Ton Split System
Cooling — 1 Phase
4TTB3018A**

Product Specifications

OUTDOOR UNIT ①②	4TTB3018A1000A
POWER CONNS. — V/PH/HZ ③	200/230/1/60
MIN. BRCH. CIR. AMPACITY	9
BR. CIR. } MAX. (AMPS)	15
PROT. RTG. } MIN. (AMPS)	15
COMPRESSOR	CLIMATUFF [®]
NO. USED - NO. SPEEDS	1 - 1
VOLTS/PH/HZ	200/230/1/60
R.L. AMPS ⑦ - L.R. AMPS	6.4 - 38.6
FACTORY INSTALLED	
START COMPONENTS ⑧	YES
INSULATION/SOUND BLANKET	YES
COMPRESSOR HEAT	NO
OUTDOOR FAN	PROPELLER
DIA. (IN.) - NO. USED	23 - 1
TYPE DRIVE - NO. SPEEDS	DIRECT - 1
CFM @ 0.0 IN. W.G. ④	3000
NO. MOTORS - HP	1 - 1/8
MOTOR SPEED R.P.M.	825
VOLTS/PH/HZ	200/230/1/60
F.L. AMPS	0.7
OUTDOOR COIL — TYPE	SPINE FIN [™]
ROWS - F.P.I.	1 - 24
FACE AREA (SQ. FT.)	18.75
TUBE SIZE (IN.)	3/8
REFRIGERANT CONTROL	EXPANSION VALVE
REFRIGERANT	
LBS. — R-410 (O.D. UNIT) ⑤	5 LBS. - 4 OZ.
FACTORY SUPPLIED	YES
LINE SIZE - IN. O.D. GAS ⑥	1/2
LINE SIZE - IN. O.D. LIQ. ⑥	1/4
CHARGING SPECIFICATION	
SUBCOOLING	10° F
DIMENSIONS	H X W X D
CRATED (IN.)	38 x 30.1 x 33
WEIGHT	
SHIPPING (LBS.)	220
NET (LBS.)	192



From Dwg. 21D153074 Rev. 13

- ① Certified in accordance with the Air-Source Unitary Air-conditioner Equipment certification program, which is based on ARI standard 210/240.
- ② Rated in accordance with ARI standard 270.
- ③ Calculated in accordance with Natl. Elec. Codes. Use only HACR circuit breakers or fuses.
- ④ Standard Air — Dry Coil — Outdoor
- ⑤ This value approximate. For more precise value see unit nameplate.
- ⑥ Max. linear length 60 ft.; Max. lift - Suction 60 ft.; Max lift - Liquid 60 ft. For greater length consult refrigerant piping software Pub. No. 32-3312-0* (* denotes latest revision).
- ⑦ This value shown for compressor RLA on the unit nameplate and on this specification sheet is used to compute minimum branch circuit ampacity and max. fuse size. The value shown is the branch circuit selection current.
- ⑧ No means no start components. Yes means quick start kit components. PTC means positive temperature coefficient starter.

MODELS	BASE	FIG.	A	B	C	D	E	F	G	H	J
4TTB3018A	3	1	832 (32-3/4)	829 (32-5/8)	756 (29-3/4)	1/2	1/4	152 (6)	92 (3-5/8)	210 (8-1/4)	79 (3-1/8)

A-weighted Sound Power Level [dB(A)]

MODEL	SOUND POWER LEVEL [dB(A)]	A-WEIGHTED FULL OCTAVE SOUND POWER LEVEL dB - [dB(A)]							
		63	125	250	500	1000	2000	4000	8000
4TTB3018A1	78	45.5	59.6	62.2	69.3	71.1	70.9	62.2	54.3

Note: Tested in accordance with ARI Standard 270.95. (Not listed with ARI)

Mechanical Specification Options

General

The 4TTB3 is fully charged from the factory for up to 15 feet of piping. This unit is designed to operate at outdoor ambient temperatures as high as 115°F. Cooling capacities are matched with a wide selection of air handlers and furnace coils that are A.R.I. certified. The unit is UL listed. Exterior is designed for outdoor application.

Casing

Unit casing is constructed of heavy gauge, G90 galvanized steel and painted with a weather-resistant powder paint on all louvers, panels, prepaint on all other panels. Corrosion and weather-proof CMBP-G30 DuraTuff™ base.

Refrigerant Controls

Refrigeration system controls include condenser fan, compressor contactor and high pressure switch. High and low pressure controls are inherent to the compressor. A factory installed liquid line drier is standard.

Compressor

The Climatuff® compressor features a 5 year limited warranty, internal over temperature and pressure protection and total dipped hermetic motor. Other features include: roto lock suction and discharge refrigerant connections, centrifugal oil pump and low vibration and noise.

Condenser Coil

The outdoor coil provides low airflow resistance and efficient heat transfer. The coil is protected on all four sides by louvered panels and has a 5 year limited warranty.

Low Ambient Cooling

As manufactured, this unit has a cooling capability to 55°F. The addition of an evaporator defrost control permits operation to 40° F. The addition of an evaporator defrost control with TXV permits low ambient cooling to 30° F.

Accessories

Thermostats — Cooling only and heat/cooling (manual and automatic changeover). Sub-base to match thermostat and locking thermostat cover.

Evaporator Defrost Control — See Low Ambient Cooling.



ARI Standard
210/240 UHP



8/06



Trane
A business of
American Standard Companies
www.trane.com

Trane has a policy of continuous product and product data improvement and it reserves the right to change design and specifications without notice.